

# P3-Y....L



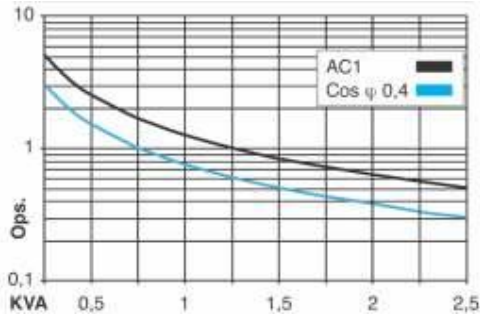
**Magnetically Latching 1NO Double Break Contact**

**10 A 250V AC1 7.0 A 110V DC1  
10 A 30V DC1 1.2 A 220V DC1**

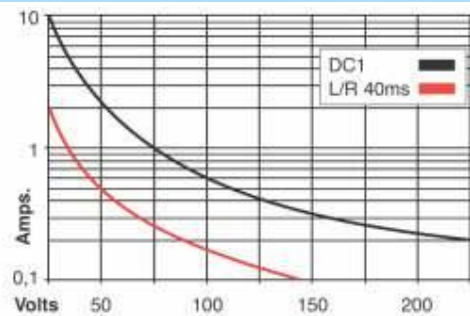
## Contacts

Materials : Standard	AgNi
Optional 1	AgNi + Au 0.2 μ
Optional 2	AgNi + Au 5.0 μ
Max. Switching Current	10A
Max. Peak Inrush Current (20 ms)	30A
Max. Switching Voltage	250 VAC
Switching Power range	0.3 VA (W) to 2500 VAZ
Max. Contact Resistance	20m Ω
Max. AC Load (Table 1)	2.5 KVA
Max. DC Load (See Table 2)	-
<b>Coils (Ohms ± @ 20°C)</b>	
Pull-in Voltage	≤ 0.8xUn
Drop-out Voltage	≥ 0.1xUn

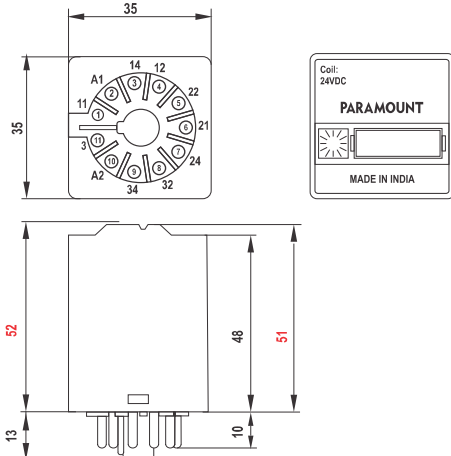
**Graph 1 Electrical life, ops x 10<sup>6</sup>**



**Graph 2 Max. DC load**



## Dimensions in mm.



Nominal Coil Power 1.6 VA (AC / 1.3 W (DC))

Coil Voltage	ON Coil Resistance	OFF Coil Resistance	Must Switch ON/OFF Voltage
12 VDC	90 Ω	104 Ω	≤ 9 VDC
24 VDC	360 Ω	430 Ω	≤ 18 VDC
110 VDC	5000 Ω	3800 Ω	≤ 88 VDC
220 VDC	12500 Ω	19700 Ω	≤ 176 VDC

## Insulation

Dielectric Strength (1 minute) : open contacts	2000 VAC
Between adjacent poles	2000 VAC
Between contacts and coil	2500 VAC
Insulation Resistance @ 500VDC Min.	> 200 MΩ
Isolation, IEC 61810-5	2.5 KV / 3

## Specifications

Operate / Release & Bounce Time Max. for DC	15+3 ms
Operate / Release & Bounce Time Max. for AC	16+8 ms
Mechanical Life ops.	10 Million AC, 20 Million DC relays
Electrical life at Nominal load	≥ 100,000 ops.
Operating Frequency at nominal load	1200 / hour
Shock Resistance	AK : > 10g
Vibration Resistance	5g 10.....150 Hz
Mounting Direction	any
Storage	-40°C to +85°C
Ambient Operating Temperature	-40°C to +55°C (for AC relay)
Ambient Operating Temperature	-40°C to +70°C (for DC relay)
Protection Standard	IP 40
Weight	app. 80 g

**Note :-** 1) The Input ON & OFF Pulse Width Should be Min. 500ms  
2) For Non Standard Coil Voltages. Please Contact Factory

## Standard Types

**DC : 12, 24, 110, 220**  
**L = Latching Relay**

**P3-Y-L .... VDC**

## Suitable Sockets : S11D-A

## Approvals

